

Sample On-screen assessments for Construction and Building Services Engineering

How to book and use the sample tests

Version 3
Last modified 21-November-2022

Contents

Sample On-screen Assessments	2
1.1. Bilingual Assessments	2
1.2. Booking a Sample Test	2
1.3. How to take a Sample Test	3
Accessing Feedback	4
1.4. Test Result	4
1.5. Summary by Question	5
1.6. Summary by Learning Outcome	6
List of Sample Tests	7
1.7. City & Guilds Qualifications	7
1.8. EAL Qualifications	10

Sample On-screen Assessments

Outlined within this document are a set of instructions to access and run the **sample** on-screen assessments for the suite of Construction and Building Services Engineering qualifications.

Please note: this document only refers to the sample on-screen tests (with the exception of section 1.1), and not the live assessments.

1.1. Bilingual Assessments

These on-screen assessments are available bilingually in English and Welsh. Users can select which preferred language to take the assessment in with the option to see the translations. The translation will appear in a separate window within the test.

1.2. Booking a Sample Test

- For City & Guilds Construction samples they can be booked for candidates who hold a valid registration for the specific qualification. The Qualifications Wales Construction and Building Services sample tests are booked in the same way (via Walled Garden) as the standard e-volve tests. All samples will have 'SAMPLE' in the title and the assessment number (8042) followed by 0, 1 or 2. For example '8042-001 SAMPLE Foundation on-screen test'.
- EAL Building Services and Engineering sample tests can be booked for candidates who hold a valid registration for the specific qualification, by accessing 'eal.surpass.com' via the EAL hub in the same way as standard Surpass tests. All samples will have 'Practice Exam' in the title and the unit title of the exam. For example 'Practice exam for Progression in BSE - Electrotechnical Systems'. Further guidance on booking exams in Surpass can be found on EAL's support page by clicking on this [link](#).

1.3. How to take a Sample Test

Once you have booked a sample test the test will be accessed in the same way as a standard on-screen test. A keycode will be required.

These SAMPLE tests do not require invigilation.

Accessing Feedback

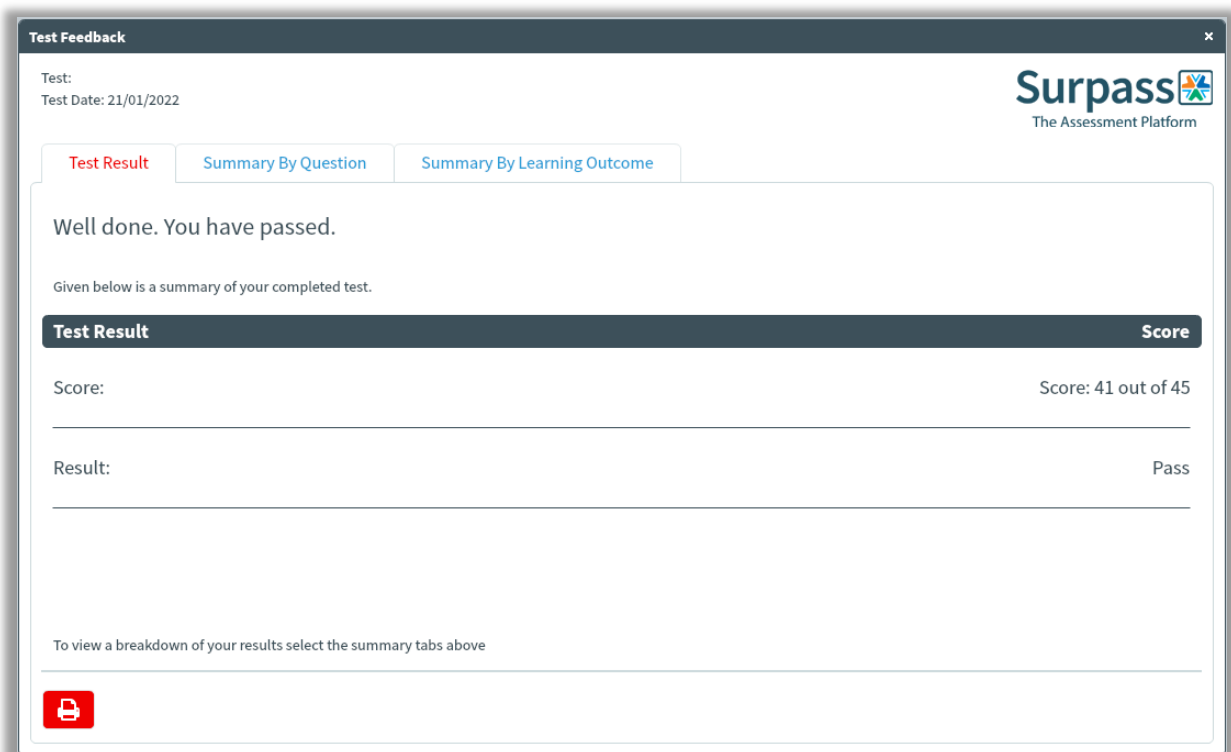
Detailed candidate feedback is available after the sample test has been completed fully.

This is broken down across three tabs:

- Test Result
- Summary By Question
- Summary By Learning Outcome

1.4. Test Result

This tab will indicate the number of correct answers provided out of the total number available in the test. It will also indicate if sufficient marks have been achieved to pass the test. **Please note:** it will not display Merit or Distinction.



The screenshot shows a web browser window titled "Test Feedback" with the Surpass logo in the top right corner. The page displays the following information:

- Test: [Blank]
- Test Date: 21/01/2022
- Three tabs: "Test Result" (active), "Summary By Question", and "Summary By Learning Outcome".
- Message: "Well done. You have passed."
- Text: "Given below is a summary of your completed test."
- A table with two columns: "Test Result" and "Score".
- Row 1: "Score:" on the left, "Score: 41 out of 45" on the right.
- Row 2: "Result:" on the left, "Pass" on the right.
- Text at the bottom: "To view a breakdown of your results select the summary tabs above"
- A red download icon in the bottom left corner.

1.5. Summary by Question

This tab will list all questions in the test indicating which were answered correctly (✓) and which were answered incorrectly (✗). The total achieved (as a percentage) will also be displayed.

The screenshot shows the 'Test Feedback' window for a test on 21/01/2022. The 'Summary By Question' tab is active. A grid displays 30 questions (Q1-Q30) with their respective scores (e.g., 1/1 for correct, 0/1 for incorrect) and status icons (checkmarks for correct, crosses for incorrect). A total percentage of 91.1% is shown. A legend at the bottom explains the icons: Correct (✓), Incorrect (✗), Partial Mark (⊖), Not Attempted (—), and Information Screen (⊘).

Section	Percentage: 91.1%								
Q 1	1/1 ✓	Q 2	1/1 ✓	Q 3	1/1 ✓	Q 4	1/1 ✓	Q 5	1/1 ✓
Q 6	1/1 ✓	Q 7	1/1 ✓	Q 8	0/1 ✗	Q 9	1/1 ✓	Q 10	1/1 ✓
Q 11	1/1 ✓	Q 12	1/1 ✓	Q 13	1/1 ✓	Q 14	1/1 ✓	Q 15	1/1 ✓
Q 16	1/1 ✓	Q 17	1/1 ✓	Q 18	1/1 ✓	Q 19	1/1 ✓	Q 20	1/1 ✓
Q 21	1/1 ✓	Q 22	1/1 ✓	Q 23	1/1 ✓	Q 24	1/1 ✓	Q 25	1/1 ✓
Q 26	1/1 ✓	Q 27	0/1 ✗	Q 28	1/1 ✓	Q 29	1/1 ✓	Q 30	1/1 ✓

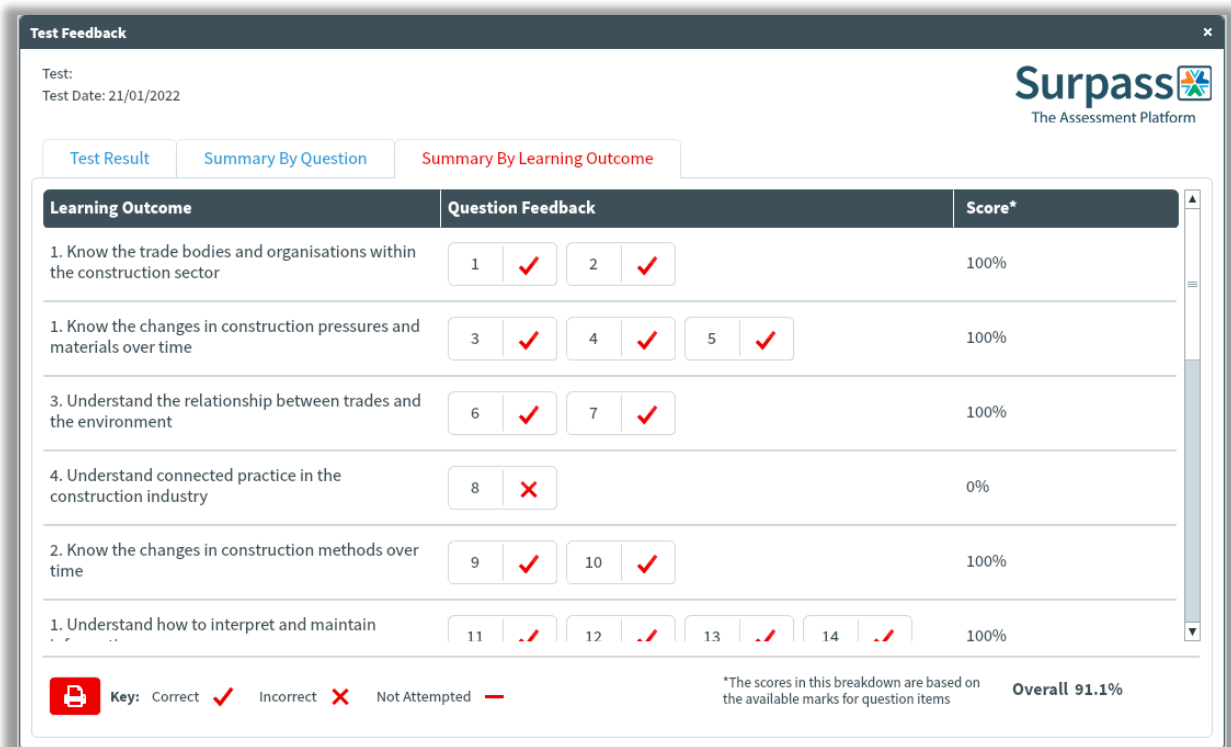
Clicking on a question number will display the question, the option(s) previously selected and if the chosen option(s) were correct (✓) or not (✗).

The screenshot shows 'Question: 2' with the text: 'What colour CSCS card can be applied for on completion of a construction apprenticeship?'. The options are: a) Blue (selected and correct), b) Red, c) Black, and d) Green. The interface includes a question list on the left, a progress bar at the top right (100%), and navigation buttons (Back, Next) at the bottom.

Use the '←' button at the bottom to return to the feedback screen.

1.6. Summary by Learning Outcome

This tab will list all the Learning Outcomes covered by the test. The questions attached to each Learning Outcome are also displayed along with the score achieved. The total achieved (as a percentage) will also be displayed. **Please note:** it does not display the units.



The screenshot shows the 'Test Feedback' window with the 'Summary By Learning Outcome' tab selected. The window displays a table with three columns: 'Learning Outcome', 'Question Feedback', and 'Score*'. The table lists six learning outcomes and their associated questions. A key at the bottom indicates that a checkmark (✓) represents a correct answer, a cross (✗) represents an incorrect answer, and a dash (–) represents a question not attempted. The overall score is 91.1%.

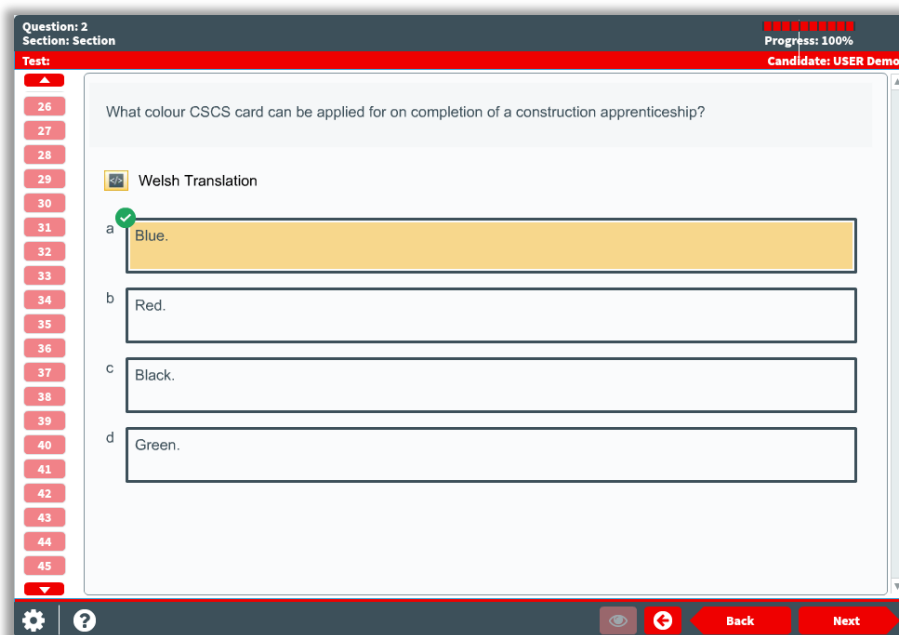
Learning Outcome	Question Feedback	Score*
1. Know the trade bodies and organisations within the construction sector	1 ✓ 2 ✓	100%
1. Know the changes in construction pressures and materials over time	3 ✓ 4 ✓ 5 ✓	100%
3. Understand the relationship between trades and the environment	6 ✓ 7 ✓	100%
4. Understand connected practice in the construction industry	8 ✗	0%
2. Know the changes in construction methods over time	9 ✓ 10 ✓	100%
1. Understand how to interpret and maintain	11 – 12 – 13 – 14 –	100%

Key: Correct ✓ Incorrect ✗ Not Attempted –

*The scores in this breakdown are based on the available marks for question items

Overall 91.1%

Clicking on the ✓, ✗ or – next to a question number will display the question, the option(s) previously selected and if the chosen option(s) were correct (✓) or not (✗).



The screenshot shows a question view for 'Question: 2' in 'Section: Section'. The question is: 'What colour CSCS card can be applied for on completion of a construction apprenticeship?'. The options are: a) Blue, b) Red, c) Black, and d) Green. Option 'a' is selected and marked as correct with a green checkmark. The interface includes a progress bar at the top right showing 100% progress, a candidate name 'USER Demo', and navigation buttons 'Back' and 'Next' at the bottom.

Use the '←' button at the bottom to return to the feedback screen.

List of Sample Tests

1.7. City & Guilds Qualifications

Qualification and Pathway	QiW reference	Qualification Sample Number
8042-01 Foundation Qualification in Construction and Building Services Engineering (Level 2)	C00/4092/6	English: 8042-001 Welsh: 8042-051
8042-02 Core in Construction and Building Services Engineering (Level 2)	C00/4398/6	English: 8042-141 Welsh: 8042-189
8042-03 Progression in Construction (Level 2) – Bricklaying	C00/4169/2	English: 8042-004 Welsh: 8042-054
8042-12 Construction (Level 3) - Bricklaying	C00/4169/3	English: 8042-201/8042-202 Welsh: 8042-251/8042-252
8042-04 Progression in Construction (Level 2) – Architectural Joinery	C00/4169/2	English: 8042-007 Welsh: 8042-057
8042-13 Construction (Level 3) – Architectural Joinery	C00/4327/5	English: 8042-205/8042-206 Welsh: 8042-255/8042-256

Qualification and Pathway	QiW reference	Qualification Sample Number
8042-05 Progression in Construction (Level 2) – Site Carpentry	C00/4169/2	English: 8042-010 Welsh: 8042-060
8042-14 Construction (Level 3) – Site Carpentry	C00/4283/1	English: 8042-209/8042-210 Welsh: 8042-259/8042-260
8042-06 Progression in Construction (Level 2) – Timber Frame Erection	C00/4169/2	English: 8042-013 Welsh: 8042-063
8042-15 Construction (Level 3) – Timber Frame Erection	C00/4327/4	English: 8042-213/8042-214 Welsh: 8042-263/8042-264
8042-07 Progression in Construction (Level 2) – Painting and Decorating	C00/4169/2	English: 8042-016 Welsh: 8042-066
8042-16 Construction (Level 3) – Painting and Decorating	C00/4327/6	English: 8042-217/8042-218 Welsh: 8042-267/8042-268
8042-08 Progression in Construction (Level 2) – Solid Plastering	C00/4169/2	English: 8042-019 Welsh: 8042-069
8042-17 Construction (Level 3) – Solid Plastering	C00/4327/7	English: 8042-221/8042-222 Welsh: 8042-271/8042-272

Qualification and Pathway	QiW reference	Qualification Sample Number
8042-09 Progression in Construction (Level 2) – Dry Lining – Fixing	C00/4169/2	English: 8042-022 Welsh: 8042-072
8042-18 Construction (Level 3) – Dry Lining – Fixing	C00/4327/0	English: 8042-225/8042-226 Welsh: 8042-275/8042-276
8042-10 Progression in Construction (Level 2) – Groundworks	C00/4169/2	English: 8042-025 Welsh: 8042-075
8042-19 Construction (Level 3) – Groundworks	C00/4327/2	English: 8042-229/8042-230 Welsh: 8042-279/8042-280
8042-11 Progression in Construction (Level 2) – Roof Slating and Tiling	C00/4169/2	English: 8042-028 Welsh: 8042-078
8042-20 Construction (Level 3) – Roof Slating and Tiling	C00/4327/1	English: 8042-233/8042-234 Welsh: 8042-283/8042-284
8042-22 Construction (Level 3) - Plant	C00/4491/9	English: 8042-244/8042-245 Welsh: 8042-291/8042-292
8042-21 Construction (Level 3) – Wall & Floor Tiling	C00/4327/8	English: 8042-237/8042-238 Welsh: 8042-287/8042-288

1.8. EAL Qualifications

Qualification and Pathway	QiW reference	Sample Test Name
Progression in Building Services Engineering (Level 2) – Plumbing and Heating	C00/4169/0A	<p>English: Practice exam for Progression in BSE - Plumbing and Heating (English Default)</p> <p>Welsh: Practice exam for Progression in BSE - Plumbing and Heating (Welsh Default)</p>
Building Services Engineering (Level 3) – Plumbing and Heating Test 2	C00/4278/7	<p>English: Practice exam for Building Services Engineering (L3) - Plumbing and Heating Test 2 (English Default)</p> <p>Welsh: Practice exam for Building Services Engineering (L3) - Plumbing and Heating Test 2 (Welsh Default)</p>
Progression in Building Services Engineering (Level 2) – Electrotechnical Systems and Equipment Installation	C00/4169/0B	<p>English: Practice exam for Progression in BSE - Electrotechnical Systems (English Default)</p> <p>Welsh: Practice exam for Progression in BSE - Electrotechnical Systems (Welsh Default)</p>
Building Services Engineering (Level 3) – Electrotechnical Installation Test 2	C00/4278/8	<p>English: Building Services Engineering (L3) – Electrotechnical Installation Test 2 (English Default)</p> <p>Welsh: Building Services Engineering (L3) – Electrotechnical Installation Test 2 (Welsh Default)</p>

Qualification and Pathway	QiW reference	Sample Test Name
Building Services Engineering (Level 3) – Electrotechnical Installation Test 3	C00/4278/8	<p>English: Practice exam for Building Services Engineering (L3) - Electrotechnical Installation Test 3 (English Default)</p> <p>Welsh: Practice exam for Building Services Engineering (L3) - Electrotechnical Installation Test 3 (Welsh Default)</p>
Building Services Engineering (Level 3) – Heating and Ventilating Craftsperson Test 1	C00/4278/6	<p>English: Practice exam for Building Services Engineering (L3) – Heating and Ventilating Craftsperson Test 1 (English Default)</p> <p>Welsh: Practice exam for Building Services Engineering (L3) – Heating and Ventilating Craftsperson Test 1 (Welsh Default)</p>
Building Services Engineering (Level 3) – Heating and Ventilating Craftsperson Test 2	C00/4278/6	<p>English: Practice exam for Building Services Engineering (L3) - Heating and Ventilating Craftsperson Test 2 (English Default)</p> <p>Welsh: Practice exam for Building Services Engineering (L3) - Heating and Ventilating Craftsperson Test 2 (Welsh Default)</p>
Building Services Engineering (Level 3) – Heating and Ventilating Installation Test 1	C00/4278/5	<p>English: Practice exam for - Building Services Engineering (L3) – Heating and Ventilating Installation Test 1 (English Default)</p> <p>Welsh: Practice exam for - Building Services Engineering (L3) – Heating and Ventilating Installation Test 1 (Welsh Default)</p>
Building Services Engineering (Level 3) – Heating and Ventilating Installation Test 2	C00/4278/5	<p>English: Practice exam for - Building Services Engineering (L3) – Heating and Ventilating Installation Test 2 (English Default)</p>

Qualification and Pathway	QiW reference	Sample Test Name
		Welsh: Practice exam for - Building Services Engineering (L3) – Heating and Ventilating Installation Test 2 (Welsh Default)



Contact us

City & Guilds

E: skillsforwales.customer@cityandguilds.com

T: 01924 930800

Lines open: Monday to Friday 08.00 to 18.00 GMT

EAL

E: skillsforwales.customer@eal.org.uk

T: 01923 652400

Lines open: Monday to Friday 08.00 to 17.00 GMT

About City & Guilds | EAL

City & Guilds and EAL are two awarding bodies who have come together to collaborate on the development of a suite of construction and building services engineering qualifications for Wales.

We bring over 140 years' experience of developing qualifications and assessments in the construction and built environment sector. City & Guilds and EAL have always shared a great relationship, so this really is a proven partnership that is truly focused on supporting the sector to meet the opportunity that the future holds.

We strongly believe in empowering people with opportunities for the future, and our aims of this new suite of qualifications are to help people get into a job, get on in the job and go further.

Skills for Wales website

<https://www.skillsforwales.wales/>

Every effort has been made to ensure that the information contained in this publication is true and correct at the time of going to press. However, City & Guilds/EAL's products and services are subject to continuous development and improvement and the right is reserved to change products and services from time to time. City & Guilds/EAL cannot accept liability for loss or damage arising from the use of information in this publication.

©2022 The City & Guilds of London Institute. All rights reserved. City & Guilds is a trade mark of the City & Guilds of London Institute, a charity established to promote education and training registered in England & Wales (312832) and Scotland (C03 9576).

EAL (Excellence, Achievement & Learning Limited)
Registered in England and Wales number 02700780

Registered office: EAL, Unit 2, The Orient Centre, Greycaine Road, Watford, Herts, WD24 7GP

skillsforwales.wales